




















































# 1904 2024

## Results 100K

| Pl.    | Bib | Name                 | Nat.  | Age | Club | Speed | Time    |
|--------|-----|----------------------|---|-----|------|-------|---------|
| 100K   |     |                      |   |     |      |       |         |
| Female |     |                      |   |     |      |       |         |
| 1.     | 108 | Ogden, Beth          |    | 37  |      | 16.5  | 3:44:49 |
| 2.     | 102 | Ganju, Anna          |    | 41  |      | 16.5  | 3:45:34 |
| 3.     | 103 | Hansen, Kristin      |    | 40  |      | 16.4  | 3:47:04 |
| 4.     | 109 | Roth, Nicole         |    | 35  |      | 15.2  | 4:04:57 |
| 5.     | 105 | Mather, Anna         |    | 30  |      | 14.3  | 4:20:22 |
| 6.     | 107 | OBrien, Kelly        |    | 31  |      | 13.0  | 4:45:44 |
| 7.     | 104 | Kurtz, Trisha        |    | 37  |      | 11.9  | 5:11:31 |
| Male   |     |                      |   |     |      |       |         |
| 1.     | 50  | Kullbom, Nate        |    | 42  |      | 19.0  | 3:15:36 |
| 2.     | 62  | Wallace, Sean        |    | 35  |      | 18.8  | 3:17:59 |
| 3.     | 59  | Raasch, Michael      |    | 38  |      | 18.8  | 3:18:10 |
| 4.     | 76  | Keller, Tom          |    | 49  |      | 18.6  | 3:19:59 |
| 5.     | 508 | Wendling, Nate       |    | 16  |      | 18.5  | 3:20:40 |
| 6.     | 64  | Blaydon, Christopher |    | 50  |      | 18.5  | 3:20:54 |
| 7.     | 46  | DeLong, Drew         |    | 39  |      | 18.1  | 3:25:01 |
| 8.     | 91  | Schliepsiek, Jeremy  |   | 49  |      | 18.1  | 3:25:01 |
| 9.     | 60  | Taber, Tyler         |  | 21  |      | 18.1  | 3:25:03 |
| 10.    | 93  | Shibata, Tatsuhiko   |  | 46  |      | 18.1  | 3:25:32 |
| 11.    | 82  | Menna, Brad          |  | 51  |      | 18.1  | 3:25:32 |
| 12.    | 45  | Czaicki, Marcin      |  | 42  |      | 17.8  | 3:28:40 |
| 13.    | 100 | Sukowaty, Alex       |  | 29  |      | 17.6  | 3:31:49 |
| 14.    | 95  | Taber, Derrek        |  | 50  |      | 17.5  | 3:31:51 |
| 15.    | 63  | Zalesky, Christian   |  | 39  |      | 17.5  | 3:32:40 |
| 16.    | 71  | Duizer, Jack         |  | 50  |      | 17.2  | 3:36:22 |
| 17.    | 81  | Mahaffey, David      |  | 45  |      | 17.1  | 3:36:56 |
| 18.    | 73  | Ganju, Sanjay        |  | 48  |      | 16.9  | 3:39:36 |
| 19.    | 58  | Ogden, Collin        |  | 34  |      | 16.7  | 3:43:15 |
| 20.    | 74  | HAMILTON, STEVE      |  | 50  |      | 16.6  | 3:43:18 |
| 21.    | 92  | Sheridan, Patrick    |  | 45  |      | 16.5  | 3:44:42 |
| 22.    | 55  | McPherson, Nate      |  | 39  |      | 16.5  | 3:45:26 |
| 23.    | 47  | Deutchman, Aaron     |  | 35  |      | 16.4  | 3:46:42 |
| 24.    | 79  | Linn, James          |  | 62  |      | 16.4  | 3:46:57 |
| 25.    | 80  | Lochner, Chad        |  | 50  |      | 16.4  | 3:47:02 |
| 26.    | 90  | Sargent, Phillip     |  | 58  |      | 16.4  | 3:47:07 |
| 27.    | 94  | Smith, Tyson         |  | 50  |      | 16.3  | 3:47:23 |
| 28.    | 68  | Coyle, John          |  | 63  |      | 16.2  | 3:49:36 |
| 29.    | 44  | Chambliss, Dustin    |  | 39  |      | 15.9  | 3:53:05 |
| 30.    | 84  | Nathan, Troia        |  | 47  |      | 15.8  | 3:55:25 |
| 31.    | 43  | Caussé, Ryan         |  | 35  |      | 15.6  | 3:58:35 |
| 32.    | 54  | Larsen, Christopher  |  | 37  |      | 15.3  | 4:02:36 |
| 33.    | 85  | Perrow, Nicholas     |  | 61  |      | 15.2  | 4:03:53 |
| 34.    | 56  | Molleck, Phillip     |  | 31  |      | 14.6  | 4:15:21 |

1904 2024

## Results 100K

| Pl. | Bib | Name              | Nat.  | Age | Club | Speed | Time    |
|-----|-----|-------------------|---|-----|------|-------|---------|
| 35. | 101 | Wilson, Cody      |  | 39  |      | 14.4  | 4:18:53 |
| 36. | 78  | Lemery, Ross      |  | 55  |      | 14.2  | 4:21:02 |
| 37. | 70  | Doyle, Joe        |  | 54  |      | 13.9  | 4:26:31 |
| 38. | 40  | Andreas, Aidan    |  | 25  |      | 13.9  | 4:27:44 |
| 39. | 77  | Laughlin, Robert  |  | 61  |      | 13.3  | 4:39:45 |
| 40. | 72  | Futterman, Jay    |  | 47  |      | 13.0  | 4:44:53 |
| 41. | 88  | Sader, Samer      |  | 50  |      | 13.0  | 4:45:59 |
| 42. | 196 | Menna, Oliver     |  | 14  |      | 12.8  | 4:51:00 |
| 43. | 86  | Pfeffer, Matt     |  | 58  |      | 12.3  | 5:00:52 |
| 44. | 53  | Lane, John        |  | 35  |      | 11.9  | 5:11:54 |
| 45. | 87  | Rowe, Andrew      |  | 51  |      | 11.5  | 5:22:04 |
| 46. | 83  | Nashelsky, Marcus |  | 62  |      | 11.2  | 5:31:43 |
| 47. | 99  | Wolcott, Steve    |  | 55  |      | 11.2  | 5:31:43 |
| 48. | 96  | Trepka, Jim       |  | 57  |      | 11.2  | 5:31:46 |
| 49. | 42  | Cardoso, Lauro    |  | 36  |      | 10.1  | 6:08:31 |
| 50. | 61  | veloso, tarso     |  | 37  |      | 10.1  | 6:08:32 |