


















































1904 2024

Results 50K

Pl.	Bib	Name	Nat.	Age	Club	Speed	Time
50K							
Female							
1.	153	Davis, Monica		51		13.7	2:15:59
2.	151	Ryan, Amy		44		13.5	2:17:58
3.	148	Birmont, Sarah		40		12.2	2:31:53
4.	150	Kullbom, Bethany		38		12.2	2:31:59
5.	152	Carithers, Michelle		58		11.6	2:40:08
6.	149	Brannen, Kelli		44		11.0	2:49:08
7.	154	Lowery, Summer		47		10.1	3:03:54
8.	147	BARRAGAN TORRES, MARIANA		38		9.6	3:12:16
Male							
1.	542	Urmy, Caleb		31		17.4	1:46:39
2.	118	Jensen, Eric		43		17.3	1:47:12
3.	567	Bartz, Brandon		44		16.8	1:50:47
4.	111	Andriano, Nicholas		35		16.6	1:51:47
5.	543	WREN, JOSH		44		16.6	1:52:01
6.	125	Sweeney, Wes		36		16.6	1:52:01
7.	582	Lloyd, Benjamin		41		16.4	1:53:02
8.	130	Dodson, Dan		49		16.0	1:56:01
9.	126	Taber, Joseph		39		15.8	1:57:35
10.	537	Razo, Mikael		47		15.7	1:58:25
11.	75	Henke, Dru		57		15.7	1:58:38
12.	133	Kelley, Scott		53		15.6	1:58:53
13.	533	Cashion, Ken		55		15.6	1:58:54
14.	143	Walbaum, John		59		15.6	1:59:00
15.	528	Frink, Ian		52		15.4	2:00:25
16.	137	Obel, Kenneth		55		15.1	2:03:01
17.	538	Steen, Mark		51		15.1	2:03:10
18.	134	Kenth, Andrew		47		15.1	2:03:10
19.	140	Richards, Matthew		50		15.0	2:03:29
20.	115	Flores, Esau		42		14.3	2:10:07
21.	119	Johnson, Chris		44		14.1	2:11:25
22.	129	Carlson, Garth		55		13.9	2:13:53
23.	131	Gershfeld, Jeremy		55		13.8	2:14:46
24.	112	Behm, Robert		43		13.7	2:15:31
25.	117	Jackson, Ryan		33		13.7	2:15:49
26.	123	Ryan, Dan		38		13.7	2:15:57
27.	132	Hurlbut, David		63		13.6	2:16:16
28.	142	Rolf, Brian		57		13.5	2:17:34
29.	145	Hardman, Steve		59		13.5	2:17:51
30.	146	Purnell, Clark		43		13.5	2:17:52
31.	113	Campbell, Cameron		22		13.0	2:22:47
32.	141	Roland, Scott		48		12.7	2:25:48
33.	135	KIRKPATRICK, Scott		55		12.3	2:31:15

1904 2024

Results 50K

Pl.	Bib	Name	Nat.	Age	Club	Speed	Time
34.	139	Rensberger, James		64		12.2	2:31:58
35.	120	Joy, Dan		38		12.2	2:32:17
36.	138	Perales, John		59		11.5	2:40:56
37.	511	Stapf, Rich		57		11.2	2:46:25
38.	122	Marcinkiewicz, David		43		9.7	3:10:25
39.	116	Grooms, Jesse		34		8.2	3:46:37
40.	127	Tennant, Joseph		39		7.3	4:13:38
41.	156	Stone, Robert		39		7.3	4:13:41